



लक्ष्य एवं उपलब्धी के बीच का सपना

TAGORE
PUBLIC SCHOOL
A Synonym to Discipline

**SECTOR-50,
GURUGRAM**

NEWSLETTER SEPTEMBER 2025

*Dear Parents, Students, and Esteemed Members of our School Community,
As the calendar turns to October, it is a pleasure to share highlights from a lively and purposeful September at our school. The month was marked by the diligent efforts and admirable focus of our students during the Term 1 examinations—a significant academic milestone that showcased commitment, preparation, and perseverance across all grades.*


Beyond academics, September brought together our vibrant school community in varied curricular and co-curricular activities. Whether it was classroom innovations, club pursuits, or creative expressions, every corner of our campus resonated with the energy and enthusiasm of our students and staff. With Term 1 exams behind us, we now look forward to a season of celebrations and new achievements. The coming weeks promise joyful festivities, inspiring student accomplishments, and cherished moments of togetherness. Let us continue this journey with the same spirit of dedication and collaboration, as we aim higher and strive for all-round excellence.

Sincere thanks to each parent, student, and staff member for making September a memorable month.

Wishing everyone a wonderful October filled with learning, celebration, and success.

With warm regards,

Madhu Chauhan
Principal



HIGHLIGHTS

- संस्कारशाला 2025: किशोरावस्था में संकल्पों का संवर्धन
- GRAND ASSEMBLY BY GRADE NUR TO UKG - 'WINGS & WHISKERS'
- English Reading Skills Activity - Grade 1
- Grade 2 English Enrichment Activity: Describing Words on *My Favourite Thing*
- English Enrichment Activity- Listening skills
- English Enrichment Activity: Letter Sound Awareness
- English Enrichment Activity: Reading Skills
- English: Guided Composition
- English Activity: 'Spin and Say Wheel'
- English Activity: 'Alphabet Ladder'
- English Enrichment Activity: Letter Hunt - 'Find L, M, N'
- English Enrichment Activity
- English: Picture Comprehension
- Mathematics activity- Counting with Nature
- Mathematics activity on Ascending and Descending Order
- Mathematics Activity: Number building blocks- 'Stack for the number'
- Mathematics Enrichment Activity: 10 Beanbag Toss 🎯 - 'Toss and Count'
- Mathematics Activity: 'Guess and Feel' Game
- Mental Math- Listen & Solve
- Math Enrichment Activity: Number Sentence Puzzle
- Mathematics Enrichment Activity: Missing Numbers Chair Train
- EVS activity on Healthy Habits
- Mathematics Activity: Missing Numbers Chair Train
- Math Enrichment Activity
- Grade 2 EVS Enrichment Activity: *My Dream House*
- EVS Activity - Actions I Do
- EVS Enrichment Activity: Hand & Foot Match-Up Puzzle - 'Find the Pair'

- EVS Enrichment Activity: *My Feelings and Expressions*
- EVS Enrichment Activity - *My Healthy Plate*
- EVS Enrichment Activity: Kitchen 'Show & Tell'
- EVS Activity - Identification of plants
- Clothes for Every Season
- EVS Activity - Nutritious vs. Junk Food Sorting Fun
- Food for All Categories
- EVS Activity - *My Helpful Family*
- EVS Enrichment Activity
- EVS Activity: Musical Yoga Mats
- EVS Activity: Musical Yoga Mats
- EVS Activity: Family Photo Frame & Introduction
- गतिविधि -वाचन एवं अभिव्यक्ति कौशल
- पानी की बूंदों में संज्ञा की पहचान
- इशारों में छुपा हिंदी का ज्ञान : मुहावरे पहचानो
- हिंदी दिवस समारोह : हमारी मातृभाषा का गौरव मनमोहक विज्ञापन, नन्हें हाथों की पहचान
- वाचन-अभ्यास का सृजनात्मक अनुभव
- संज्ञा अंताक्षरी: सीख और आनंद का संगम
- गतिविधि - 'ज का बाज़ार'
- हिन्दी गतिविधि- क रंगोली गतिविधि
- हिंदी गतिविधि-अक्षर हॉप -'इ या ई कू दो'
- शब्दों की पहचान - खेल-खेल में!
- पठन-कौशल गतिविधि
- हिंदी में बोलो!
- चित्र वर्णन गतिविधि
- श्रवण कौशल गतिविधि
- गतिविधि - आओ शब्द बनाएँ
- Enrichment Activity: WordPad Fun with Hobbies
- Enrichment Activity: Smiles with MS Word
- Drawing in MS Paint
- Drawing a house in paint 3D
- GK Enrichment Activity - Quiz on Sports Personalities and Monuments of India
- GK Enrichment Activity- Natural Habitat
- Reasoning enrichment activity
- Mirror on the wall activity

TAGORE PUBLIC SCHOOL RANKED IN THE TOP 3 SCHOOLS IN GURUGRAM TIMES SURVEY 2025



THE TIMES OF INDIA

**TIMES SCHOOL SURVEY
RANKINGS 2025**

**Among the Top Three
Institutions of Excellence**



**TAGORE
PUBLIC SCHOOL**

More information
www.tagoreggn.edu.in

Connect with us
9053905344/43

Gurugram

Thursday, 30 September, 2025

TECHNOLOGY FOR A PURPOSE

Transforming Learning Beyond the Screen at Tagore Public School

In today's digital era, technology permeates every aspect of our lives and, inevitably, our classrooms. While online tools and gadgets offer opportunities for learning, the growing dependence raises concerns over screen time, attention spans, and the need for responsible usage. A genuine digital transformation in education isn't just about adding devices—it's about instilling digital literacy and meaningful engagement.

At Tagore Public School, they believe technology is a powerful enabler when used with purpose. Their vision is to cultivate students who are not only proficient in tech skills but also discerning digital citizens. Initiatives like coding clubs and robotics labs empower learners to become creators, not just consumers of technology. Students participate in hands-on projects, competitions, and real-world problem solving that cultivate teamwork and innovation. Blended learning models at TPS combine traditional classroom interactions with online resources, ensuring individualized attention and a variety of learning experiences. The school's digital citizenship workshops guide students on safe, ethical, and mindful use of technology—emphasizing cyber safety, empathy, and respect in virtual spaces.

Understanding the drawbacks of excessive screen time, they promote a balanced approach, integrating outdoor activities, creative arts, and personal interactions into daily routines. The school's policies encourage digital breaks and support parents in modelling healthier technology habits at home.

Through purposeful integration, Tagore Public School equips students to thrive in an evolving world—empowering them to use technology wisely and creatively while nurturing values that endure beyond the screen.

**Neelha Chakrabarti, Principal
Tagore Public School, Gurugram**



GURUGRAM LEADERS

1	R. R. Mangalam World School, Gurugram	7	Gurugram Global Heights School, Sector 182
2	G.D. Garg Public School, Sector 48	8	D.A.V. Public School, Sector 14
3	Bal Bharati Public School, Manesar	9	Ryan International School, Sohna Road
4	St. Xavier's High School, Sec-49	10	Scottish High International School, Sector 57
5	Greenwood Public School, Sector-9	11	Amity International School, Sector 46
6	The HDPG School, Sector 57	12	Mansar Bachcha International School, Sector 46
7	St. Xavier's High School, Sector 89 & 81	13	SPS, Palam Vihar
8	GENS International School, Palam Vihar	14	Blue Bells Model School, Sector-4
9	The Maurya School, Palam Vihar	15	Ajanta Public School, Sector 31
10	Ambience Public School, Sector 43		
11	Sahwan Public School, Sector-15		

GURUGRAM CHALLENGERS

1	RPS International School, Sector 58	6	Imperial Heritage School, Sector 182
2	RPS International School, Sector 89	7	Kumkapskul International, Sector 79
3	TAGORE PUBLIC SCHOOL, SEC 80, GURUGRAM	8	Ryan International School, Sector 31
4	American International Public School, Golf City	9	Euro International School, Sector 45
5	The Mishra International School, Sector 79	10	Ryan International School, Sector 48
6	G.D. Garg Public School, Sector 18		

GURUGRAM INNOVATOR

1	The Beacon School, Sector 64
2	St. Andrews World School, Sector 85
3	Excelere World School, Sector 99

IB - CURRICULUM GURUGRAM

1	Pathways World School, Gurugram
2	Kings College UK, Gurugram (International School)
3	Satyam School, Sector 49

*We thank our school community for
being our constant support!*

संस्कारशाला 2025: किशोरावस्था में संकल्पों का संवर्धन



किशोरावस्था वह ऋतु है जहाँ जीवन का पौधा नए सपनों, नई ऊर्जा और नए संकल्पों से लहलहाने लगता है।" इसी प्रेरक संदेश के साथ टैगोर पब्लिक स्कूल के प्रांगण में दिनांक 24 सितम्बर 2025 को दैनिक जागरण के सहयोग से संस्कारशाला 2025 का सफल और भव्य आयोजन हुआ।

सभा का शुभारंभ शिक्षिका द्वारा किशोरावस्था के महत्व पर प्रकाश डालते हुआ कि जीवन की सबसे संवेदनशील और निर्णायक अवधि, जो बचपन और युवावस्था के बीच एक सेतु का कार्य करती है, किशोरावस्था ही है। इस अवस्था में न केवल शारीरिक, बल्कि



मानसिक और भावनात्मक परिवर्तन भी होते हैं, जो भविष्य की दिशा तय करते हैं। विद्यार्थियों को दैनिक जागरण की संस्कारशाला पहल से परिचित कराया गया। सभा में प्रस्तुत प्रेरक कहानी 'बिना भूख, खाते रहना ठीक नहीं' ने सभी को यह संदेश दिया कि अत्यधिकता से बचते हुए संयम और आत्मनियंत्रण जीवन के लिए आवश्यक गुण हैं। विद्यार्थियों ने इस कहानी को बड़े ध्यान से सुना और इसे अपनी दिनचर्या से जोड़ने का संकल्प लिया।



इसी क्रम में, विद्यालय की प्रधानाचार्या श्रीमती मधु चौहान ने अपने प्रेरणादायक विचार साझा करते हुए विद्यार्थियों को किशोरावस्था में लिए गए संकल्पों की गंभीरता से परिचित करवाया कि "किशोरावस्था में किए गए संकल्प और अपनाए गए संस्कार जीवन की दिशा और सफलता तय करने में महत्वपूर्ण भूमिका निभाते हैं। यदि हम इस अवस्था में अच्छे मूल्यों और आदतों को आत्मसात कर लें, तो यही संस्कार हमें जिम्मेदार, नैतिक और आदर्श नागरिक बनने की राह दिखाते हैं।"

इस अवसर पर दैनिक जागरण की कार्यकर्ता सुश्री सुषमा जी ने शिक्षा और संस्कारों को समाज में स्थापित करने के लिए किए जा रहे प्रयासों से अवगत कराया तथा इसमें विद्यार्थियों की भूमिका को उजागर करते हुए उन्हें इसका भागीदार बनने के लिए उत्साहित किया।

कार्यक्रम का समापन विद्यार्थियों द्वारा एक संकल्प के साथ हुआ—कि वे अपने विचारों और आचरण को श्रेष्ठ बनाएँगे, अनुशासन और जिम्मेदारी को जीवन का हिस्सा बनाएँगे तथा अच्छे संस्कार अपनाकर समाज के उत्थान में योगदान देंगे।”



इस प्रकार, संस्कारशाला 2025 ने विद्यालय परिसर को मूल्यों की सुगंध और संकल्पों की शक्ति से महका दिया तथा विद्यार्थियों को यह प्रेरणा दी कि सच्ची सफलता भौतिक साधनों में नहीं, बल्कि अच्छे संस्कारों और दृढ़ संकल्पों में निहित है।

GRAND ASSEMBLY BY GRADE NUR TO UKG - 'WINGS & WHISKERS'

'When little wings flap and tiny whiskers twitch, big lessons take flight.'

On 25th September 2025, the little learners of Nursery to UKG at Tagore Public School presented a vibrant Grand Assembly titled 'Wings & Whiskers' on the theme 'We Help Each Other.' The program began with a graceful lamp-lighting ceremony, symbolizing knowledge and positivity, after which the stage transformed into a lively garden filled with birds, bugs, flowers, clouds, and the glowing sun.



The story opened with a happy morning in the garden, where the cheerful birds and playful bugs greeted the day with joy. Suddenly, trouble arrived as dark clouds gathered and heavy raindrops fell, shaking the flowers and leaving the garden in distress. But instead of giving up, the little friends made a plan.



Together, the birds and bugs worked hard—they fixed the flowers, tied the stems, planted new seeds, and watered the garden with care. Slowly, the garden bloomed once again, brighter and more beautiful than before.

The delightful finale song and dance filled the hall with laughter, cheer, and applause, while the simple yet powerful moral—*'Friends can be different, but when they help each other, the world becomes beautiful'*—left a lasting

impression on parents and teachers alike. After this, the respected Principal Ma'am addressed the gathering, appreciating the children's efforts and teamwork, praising the teachers, and encouraging parents to nurture values of empathy and cooperation at home.

Truly, *'Wings & Whiskers'* was a heartwarming celebration of teamwork, joy, and togetherness, proving that even the tiniest voices can teach the biggest lessons.



English Reading Skills Activity - Grade 1


As part of the English Enrichment activity *A Reading Skill* activity was conducted. In this reading activity, students focused on developing their oral reading skills, including correct pronunciation, clarity, and expression. The session began with the teacher modeling fluent reading of a short, age-appropriate passage. Students then practiced reading the same passage aloud one by one, with guidance and support as needed. Special attention was given to how words are pronounced, speaking clearly, and using expression to reflect the meaning and emotion in the text. The activity encouraged active listening and built confidence in reading aloud. Overall, it supported the development of fluency, improved vocabulary recognition, and helped students become more expressive and engaged readers.



Grade 2 English Enrichment Activity

Describing Words on My Favourite Thing

An engaging English Enrichment Activity on the topic *Describing Words* was conducted for Grade 2 on 11th September 2025. Students spoke a few lines about their favourite items such as a bag, water bottle, or pouch. While speaking, they confidently used to describe words to talk about the qualities of their chosen object. The purpose of the activity was to strengthen the students' understanding and application of describing words in real-life contexts, while also building their confidence in speaking. It helped them enhance their vocabulary, express ideas clearly, and develop effective communication skills. The students participated enthusiastically and expressed their thoughts with excitement. They enjoyed sharing about their favourite things and listening to their classmates, making the activity both fun and educational.



English Language Listening Skills - Grade 2

An English enrichment activity was conducted on 15th September, 2025 for Grade 2 students, in which the teacher narrated an interesting story. The children listened to the story with great attention and enthusiasm. After the narration, the teacher asked questions related to the story, and the students responded confidently and eagerly. The purpose of the activity was to enhance listening and comprehension skills, encourage active participation, and develop the ability to recall and express ideas clearly. The students thoroughly enjoyed the session, as it not only entertained them but also helped in improving their language skills in an interactive way.



UKG English: Awareness of 'Letter Sound'

To strengthen phonics learning, a 'Letter Sound Awareness' activity was conducted in UKG. The teacher provided picture cards of objects like apples, eggs, cats, dogs, oranges, and fish. The children identified the beginning sound of each object and sorted them into two bins labelled Vowel and Consonant. With great enthusiasm, they matched the pictures to their correct sound groups. This engaging activity helped the little learners recognize vowels and consonants in a joyful way. It enriched their vocabulary, improved sound recognition, and encouraged active participation. The smiling and confident faces of the children reflected their excitement as they learned through play and exploration.



Reading Skills

An enriching English Enrichment Activity on the topic *Reading Skills* was conducted for Grade 3 on 17th September 2025. Students were given a passage from the lessons covered in class and were asked to read it aloud with correct pronunciation, clarity, and expression.

The activity was designed not only to test reading fluency but also to make reading an enjoyable experience. Students were encouraged to add voice modulation, pause at the right places, and bring emotions into their reading, making the passage come alive. Some even experimented with changing their tone for different characters, which added excitement to the session.

The purpose of the activity was to strengthen students' reading comprehension, improve their vocabulary, and build confidence while speaking in front of others. It also helped them develop the skill of expressive reading, an important part of effective communication.



Guided Composition

As part of our English writing session, a guided composition activity with Grade 1 students was conducted. Teacher started the story with the opening line, '*Last Sunday, I went to the park*'. Each child was invited to add one sentence to continue the story. The students eagerly contributed their ideas, building the story one line at a time. They used simple vocabulary, correct grammar, and their own creativity to form a short paragraph. This activity helped improve their sentence construction, listening, and sequencing skills. It also encouraged teamwork and made learning fun. The final story was joyful, imaginative, and full of expressions. Overall, it was a successful and engaging classroom activity.



LKG English: 'Spin and Say Wheel'

In this activity, a bright, colorful spinner with different letters of the alphabet was prepared and placed before the children. Each child got a chance to spin the wheel, observe carefully where it stopped, and then say a word beginning with the letter sound it landed on. The activity encouraged children to recall words quickly, think creatively, and share confidently in front of their peers. It also provided an opportunity to practice pronunciation and phonetic awareness in an interactive format. The element of spinning added excitement and curiosity, keeping the children actively engaged throughout. Overall, this fun-filled exercise not only strengthened their language and vocabulary skills but also boosted confidence and joy in learning.



'Alphabet Ladder'

In this activity, a colorful ladder chart with lowercase letters and uppercase letters from (a to l) will be displayed on the wall. Some letters will be missing in between, leaving blank spaces. Children will carefully observe the sequence of letters and identify the missing ones. They will then point to the correct spot and paste the missing letters in their proper places on the ladder. This fun and engaging activity will help children strengthen their alphabet recognition, sequencing skills, and observation power while also making learning interactive and enjoyable.



English: 'Alphabet Hunt'

The activity 'Letter Hunt - Find L, M, N' was conducted in **Nursery** class to make learning letters engaging and interactive.

Children enthusiastically searched around the classroom for cards and objects beginning with the letters L, M, and N. Each time they found something, they proudly said the letter aloud, which helped reinforce recognition and pronunciation. The hunt turned into a joyful learning experience where students not only revised the letters but also improved their observation skills, active participation, and confidence in identifying sounds and words.



Weave a Word

An engaging English Enrichment Activity was conducted on 17th September, 2025 for Grade 2 students. In this activity, each child came forward and spoke one letter of the alphabet. Together, the students combined their letters to form proper and meaningful words like M-A-N-G-O. The purpose of this activity was to enhance students' knowledge of spellings, improve their confidence in speaking aloud, and develop teamwork skills while learning in a fun way. The children were excited to take part, and they thoroughly enjoyed forming new words with their classmates. It turned out to be a joyful and effective learning experience.



Picture Comprehension

This is a picture comprehension activity designed for Grade 1 students. In this activity, students are shown a picture along with a few simple sentences written below it. Each sentence has a blank space that students need to complete by carefully observing the picture. This helps them develop their understanding of visual information and strengthens their vocabulary and grammar skills. It also encourages them to form connections between words and images, which is important for early reading and writing development. After completing the fill-in-the-blanks, students are asked to colour the picture. This makes the activity more enjoyable and allows children to express their creativity. Overall, this activity supports language learning in a fun, interactive, and engaging way.



Grade 1 Mathematics- Counting with Nature

We took our math learning outdoors with a fun activity called 'Counting with Nature'. The students explored the school yard and gathered natural items like leaves, pebbles, sticks, and flowers. Then, we practiced counting them in groups, comparing numbers, and even making simple addition sentences using what we found. For example, '3 leaves + 2 leaves = 5 leaves!'

This hands-on activity helped students connect math with the world around them and encouraged observation, teamwork, and number sense. The fresh air and natural materials made math feel exciting and real.



UKG Mathematics: Ascending and Descending Order

The UKG students participated in an engaging activity on arranging objects in ascending and descending order on 06.09.2025. The children were given balls of different colours to sort, count, and arrange in both increasing and decreasing order by attaching number stickers to show their understanding. The objective of this activity was to help students understand the concept of sequencing numbers and develop logical thinking through hands-on practice. By the end of the activity, students strengthened their number sense, improved counting skills, enhanced observation and fine motor abilities, and learned to organize objects systematically in a fun and interactive way.



Nursery Mathematics:

'Stack for the number'

The mathematics enrichment activity on *Number Building with Blocks* was conducted for Nursery students to make number learning more engaging and fun. In this activity, children excitedly picked colourful blocks and built tall towers one by one. As each block was added, the students counted aloud together, which helped them recognize numbers in a joyful and interactive way. The activity not only strengthened their counting skills but also developed their focus, fine motor skills, and hand-eye coordination. It created a lively classroom environment where the little learners enjoyed working as a team, sharing blocks, and celebrating their tall towers while learning the concept of numbers in a playful manner.



Mathematics:

10 Beanbag Toss 🎯 - 'Toss and Count'

The 'Toss and Count' activity was conducted in the Nursery class with great excitement. The children sat around the table and eagerly took turns tossing objects into a basket kept in the centre. As each child tossed, they counted aloud with their classmates, making the activity lively and interactive. The little ones enjoyed cheering for their friends and practiced counting in a joyful, hands-on way. This fun activity not only engaged them but also strengthened their number recognition and counting skills.



'Guess and Feel' Game

To introduce the concept of *thick and thin*, children were engaged in an interesting hands-on activity called the 'Guess and Feel' Game. In this activity, the teacher blindfolded the children one by one and handed them different objects of varying thickness. Without looking, the children had to carefully feel the object and identify whether it was thick or thin. This game not only made learning fun and interactive but also enhanced the children's sense of touch, observation skills, and vocabulary. The excitement of guessing and the joy of discovering the right answer helped the little ones understand the concept of thickness in a playful and memorable way.





Mental Math- Listen & Solve


In this activity titled 'Mental Math - Listen & Solve,' the teacher conducted an engaging oral session focused on basic addition and subtraction. The teacher asked simple questions like 'What is $35 + 26$?' or 'Subtract 14 from 39', and the students had to listen carefully, think, and solve the sums in their minds without using their fingers, notebooks, or any written help. The children took a few seconds to process the questions and then confidently shared their answers aloud. This activity helped improve their mental calculation skills, listening ability, and concentration. It also encouraged quick thinking and built their confidence in handling numbers.

Some students even explained how they arrived at the answers, showing a good understanding of the concepts. Everyone participated with great interest and enthusiasm. Overall, it was a fun, interactive, and educational experience that helped students strengthen their foundation in addition and subtraction.

Math: Number Sentence Puzzle

To make learning numbers more exciting, students of Grade 2 participated in an enrichment activity called **Number Sentence Puzzle**. The teacher gave the students an answer (for example, 15), and they were challenged to find as many equations as possible to make that number using *addition* (+), *subtraction* (-), and *multiplication* (×). The students eagerly tried different

combinations and wrote various number sentences. This activity not only strengthened their calculation skills but also encouraged them to think creatively, use logical reasoning, and explore multiple ways of reaching the same answer.



Numbers Chair Train

To make Mathematics joyful and interesting, a 'Missing Numbers Chair Train' activity was conducted in UKG. Chairs were arranged in the form of a train, and number cards were placed on them with some numbers missing. The children were invited to move along the train and carefully identify the missing numbers. With great excitement, they placed the correct numbers in the empty spots to complete the sequence. This hands-on activity helped the little learners practice number recognition and sequencing in a fun way. It also improved their logical thinking, concentration, and problem-solving skills. The movement and play created energy and enthusiasm in the classroom.



Healthy Habits

The UKG students participated in an exciting and interactive activity titled *Healthy Habits Star* to promote awareness about health and hygiene. The session began with a discussion on the importance of healthy habits, followed by a fun demonstration activity using flashcards and picture cards. One by one, children picked a card, identified the habit, and confidently demonstrated actions such as washing hands step-by-step, covering their face with a handkerchief while sneezing or coughing, combing their hair neatly, and choosing healthy food options. To celebrate their efforts, each child received a 'Healthy Habits Star' badge, filling the classroom with pride and excitement. This engaging activity not only built confidence and communication skills but also reinforced essential cleanliness practices and healthy lifestyle choices, helping children understand that small habits play a big role in staying safe, clean, and strong.

Mathematics: Missing Numbers Chair Train

The activity '*Missing Numbers Chair Train*' was conducted in class with great enthusiasm. Chairs were arranged in a row to look like a train, and number cards were placed on them in a sequence with some numbers missing. The children moved along the train, carefully observed the sequence, and filled in the missing numbers in the correct places. This engaging activity not only made number learning fun but also helped children improve their number recognition, sequencing, and logical thinking skills.



Math Enrichment Activity

A fun-filled Math Enrichment Activity was organized on 16th September, 2025 for **Grade 3** students on the topic Abacus. The students first drew abacus models with three places - hundreds, tens, and ones rods. Later, they were given different numbers and asked to represent them by pasting paper circles on the respective rods or strips. The purpose of this activity was to help students understand the concept of place value in a hands-on and creative way. By doing so, they developed better clarity of numbers while enjoying the activity. The children participated with great enthusiasm and thoroughly enjoyed learning through this practical approach.



Grade 2 EVS: *My Dream House*

As part of the EVS enrichment activity, Grade 2 students participated in a creative session titled *My Dream House*. The children enthusiastically drew and decorated their dream houses, adding elements like clouds, mountains, and gardens to make their artwork livelier and more imaginative.

Once their drawings were complete, students paired up with a buddy to describe their dream house. They confidently spoke about the different parts of a house, their uses, and how their dream house would look. This activity encouraged students to express their ideas clearly while building confidence in communication.

The session not only developed creativity and artistic skills but also enhanced vocabulary, observation, and speaking abilities. It gave students a chance to showcase their imagination and share their dreams in a fun and engaging way.



EVS Activity - Actions I Do

As part of the EVS topic '*Actions I Do*', children enjoyed a joyful and interactive *Action Dice* game in class. A large, colorful dice decorated with bright pictures of action like jump, eat, run, sit, dance, and wave instantly caught their attention and made learning exciting. One by one, each child eagerly rolled the dice and happily performed the action that appeared. The classroom was filled with laughter, cheer, and lots of movement as the children confidently showcased their actions. This playful activity not only made them aware of common body actions but also helped develop their listening skills, physical coordination, and confidence to perform in front of their friends. It was a fun and engaging way to learn while having a great time together!



Hand & Foot Match-Up Puzzle - 'Find the Pair'

To help children explore the concept of body parts, a fun Hand and Foot Match-Up Puzzle activity was conducted in class. The teacher provided cutouts of hands and feet, and the little ones eagerly matched the correct pairs while joyfully saying, 'This is a hand.' or 'This is a foot.' The activity not only helped children recognize and differentiate between their hands and feet but also made them understand that they always come in pairs. Through this engaging hands-on task, the learners developed observation skills, enhanced vocabulary, and enjoyed learning in an interactive way. The cheerful activity filled the classroom with laughter and excitement, making learning truly joyful. It gave the little ones a sense of achievement as they proudly displayed their matched pairs.




My Feelings and Expressions

To help children explore and understand different emotions, an engaging activity 'Expression Wheel - Spin and Show' was conducted in Nursery class. The children took turns spinning the colorful wheel, which displayed various facial expressions such as happy, sad, angry, and surprised. As the wheel stopped on an expression, each child joyfully acted it out, using gestures and facial movements to match the emotion.



EVS -My Healthy Plate

An EVS enrichment activity on the topic - My Healthy Plate was conducted on 12th September 2025 for Grade II students. In this activity, children drew and coloured their own healthy plate, representing different food groups that provide essential nutrients such as carbohydrates, proteins, vitamins, fats, and minerals. They illustrated their plates with colourful drawings of fruits, vegetables, grains, pulses, dairy



products, and other food items. The purpose of the activity was to develop awareness among students about the importance of eating a balanced diet and to help them understand how different nutrients contribute to growth, energy, and overall good health. Students participated enthusiastically and enjoyed expressing their ideas through drawing and colouring. The activity not only enhanced their knowledge of nutrition but also encouraged them to make healthy food choices in their daily lives.



Kitchen 'Show & Tell'

To make learning joyful and practical, a Kitchen 'Show & Tell' activity was conducted in UKG. The teacher placed a basket of kitchen items in the class, and the children picked them one by one with great excitement. Each child spoke about the item's name, its use in daily life, and whether it is safe for children to handle. This activity helped the little ones build confidence in speaking and express their ideas clearly. They also learned important safety rules, like which items can be used by kids and which should only be handled by elders. The cheerful participation created curiosity and joy among the learners. It enriched their vocabulary and developed observation skills in an interactive manner. The activity also encouraged life skills by connecting classroom learning with real-life experiences.



EVS Activity - Identification of plants

Grade 3 students visited the school garden to explore and identify different types of plants. During this outdoor EVS activity, they observed plants in their natural setting and worked in groups to classify them as herbs, shrubs, climbers, or creepers. As they moved through the garden, they closely looked at each plant's stem, growth habit, and how it grows – whether on the ground, upright, or climbing with support. They discussed the differences: herbs are small with soft, green stems; shrubs are woody plants with multiple branches near the base; climbers use other structures to support their growth upward; and creepers spread along the ground without standing upright. Alongside classification, students learnt fun facts about these plant types, such as how climbers use tendrils or hooks to climb, or how certain herbs are used in cooking or medicines. Overall, students enjoyed this hands-on learning in the garden, and the activity helped improve their observation skills, vocabulary, and understanding of plant growth habits, while making learning enjoyable and memorable.





Clothes for Every Season

On 12th September, our Grade 1 students enthusiastically took part in an EVS activity where they became little artists by drawing and coloring clothes for different seasons. Bright frocks, shorts and cool T-shirts showed the summer season, cozy sweaters and warm caps brought winter alive, and colorful raincoats with gumboots sparkled for the rainy season. The children enjoyed the activity with great excitement, adding beautiful colors to their drawings.



Through this, they not only understood the importance of wearing suitable clothes in each season but also developed important skills like observation, creativity, fine motor skills, and self-expression. It was a joyful experience that made learning about seasons both fun and meaningful!



Nutritious vs. Junk Food Sorting Fun

On September 8, our Grade 1 students enthusiastically participated in a fun and engaging nutrition activity. Each child picked a food item, decided if it was Healthy or Junk, and placed its picture under the right category.

With creativity and logical reasoning, they shared why fruits, veggies, and grains help us grow strong and stay active. In contrast, they recognized that junk foods—though sometimes tasty—are high in sugar, salt, or unhealthy fats and offer little nutritional value, so they should only be eaten occasionally.

A perfect blend of learning and fun, this activity helped young minds make smart food choices with confidence and creativity!

This hands-on learning activity not only deepened their understanding of good nutrition but also delighted them. The tactile experience of handling pictures, the opportunity to discuss their choices aloud, and the pride of placing items correctly made the lesson engaging and memorable. Through sort-and-share learning, the students sharpened their thinking, fine motor skills, and vocabulary—all while reinforcing positive eating habits in a fun, interactive.



Food for All Categories

On 16th September, our Grade 1 students had a delightful EVS activity where they became little food artists! They made beautiful drawings of foods from plants, foods from animals, dairy products and unhealthy foods. After drawing, the children decorated their sheets with bright colors.



They drew juicy fruits, fresh vegetables, and leafy greens for foods that come from plants. For animals, they sketched eggs, meat, and fish. For dairy, they made pictures of milk, cheese, yogurt, and butter. And for unhealthy foods, they playfully drew candies and chips — whilst discussing why those are not good to eat often.



My Helpful Family

On September 24 our Grade 1 students joyfully celebrated the love and support of their families through the activity My Helpful Family. Each child wrote the names of their family members—like parents, grandparents, brothers, or sisters—and shared how each person helps them in their daily life. Some talked about mothers who guide them with homework, fathers who lend a hand in school projects, or grandparents who tell stories and

teach good habits. After writing, the children drew bright, cheerful pictures of their family, showing smiles, hugs, and happy moments together.

My Favourite Transport



An EVS Enrichment Activity was conducted for Grade II on 25.09.25 on the topic *My Favourite Mode of Transport*. The teacher began the session with a short discussion on land, air, and water transport to build interest. Students were then asked to think about their favourite mode of transport, draw and colour it, and later come forward to present their work. Each child confidently spoke a few lines about why they liked their chosen transport, while the teacher encouraged them to use simple and clear

sentences. The aim of the activity was to encourage students to explore different means of transport, express their preferences, and build confidence in communication. The objectives were to help students identify and understand various modes of transport, develop creativity through drawing and colouring, and enhance self-expression by speaking a few lines about their chosen transport. The activity not only enriched their knowledge of transport but also helped them improve their creativity, vocabulary, and speaking skills.



EVS Activity: Musical Yoga Mats

In this engaging activity, yoga mats were arranged in a circle, each with a different yoga pose card placed on it. The children walked around the mats while music played in the background. As soon as the music stopped, each child had to identify and perform the yoga pose shown on the mat they were standing near. This fun-filled activity not only brought excitement through music and movement but also encouraged children to practice balance, flexibility, and concentration. It helped them develop body awareness, coordination, and mindfulness while making yoga enjoyable and interactive.



EVS: Designing a Menu Card

Grade 2 students enthusiastically took part in an EVS enrichment activity where they designed and presented attractive menu cards. The children used their creativity to draw, colour, and organize different food items under categories such as fruits, vegetables, snacks, and beverages, making their menus both colourful and appealing. This engaging activity aimed to enhance their awareness about various types of foods, encourage imagination, and develop planning and organizational skills. After



completing their menus, the students confidently presented them to the class, explaining their choices, prices, and restaurant names, which helped strengthen their communication and public speaking skills.



EVS Activity: Family Photo Frame & Introduction

Grade 3 students participated in a creative EVS activity where each child made a photo frame of their family using cardboard, colored paper, and decorative materials. After completing their frames and placing a family photograph inside, every student stood before the class and introduced their family members one by one. This activity aimed to help children learn about family relationships, practice relevant vocabulary, and build confidence in speaking before an audience. While crafting the frames, students used fine motor skills and expressed their creativity. Then, through the introductions, they enhanced their verbal skills, improved clarity of speech, and grew more comfortable speaking in front of the class.





गतिविधि -वाचन एवं अभिव्यक्ति कौशल

कक्षा तीसरी के विद्यार्थियों के लिए 6.09.2025 को एक रोचक गतिविधि आयोजित की गई। इस गतिविधि के अंतर्गत बच्चों को एक विषय दिया गया और उस पर आधारित कहानी सुनाने के लिए प्रोत्साहित किया गया। प्रत्येक बच्चे ने अपनी कल्पना और समझ के अनुसार कहानी प्रस्तुत की। कुछ बच्चों ने नैतिक शिक्षा से जुड़ी कहानियाँ सुनाई, तो कुछ ने पशु-पक्षियों तथा अपने जीवन से जुड़े अनुभवों को कहानी के रूप में प्रस्तुत किया। गतिविधि के दौरान बच्चों ने न केवल कहानी को याद करके सुनाया, बल्कि अपने भाव, हाव-भाव और आवाज़ के उतार-चढ़ाव का प्रयोग करके उसे और भी प्रभावशाली बनाया। कहानी सुनाते समय बच्चों में उत्साह और आत्मविश्वास स्पष्ट रूप से दिखाई दिया।



पानी की बूंदों में संज्ञा की पहचान

कक्षा एक के बच्चों ने दिनांक 3 सितंबर 2025 को हिंदी दिवस के अवसर पर व्याकरण की महत्वपूर्ण अवधारणा—संज्ञा—को एक अत्यंत सृजनात्मक और प्रभावशाली गतिविधि के माध्यम से सीखा। इस गतिविधि के अंतर्गत विद्यार्थियों ने सूरज, बादल और पानी की आकृतियाँ

सैयार की। बादलों पर उन्होंने संज्ञा की परिभाषा लिखी तथा पानी की बूंदों पर संज्ञा के दो-दो उदाहरण प्रस्तुत किए। इस रोचक गतिविधि ने व्याकरण की अवधारणा को बच्चों के दृष्टिकोण से चित्रमय, आकर्षक और सहज बना दिया।

दृश्यात्मक तत्वों का प्रयोग—जैसे कट-आउट के रूप में उभरती हुई बूंदें—बच्चों की रुचि और ध्यान का केंद्र बना। परिणामस्वरूप यह केवल व्याकरण का अभ्यास भर नहीं रहा, बल्कि यह गतिविधि बच्चों में भाषा के प्रति आत्मविश्वास, रचनात्मकता और आनंद की भावना को जागृत करने वाला एक उत्साहजनक अनुभव बन गई। विद्यार्थियों ने शब्दों को केवल लिखकर ही नहीं, बल्कि स्वयं बनाए गए रूपों में प्रस्तुत करके भावनात्मक स्तर पर संज्ञा की गहन समझ प्राप्त की।



इशारों में छुपा हिंदी का ज्ञान : मुहावरे पहचानो

हिंदी दिवस के अवसर पर कक्षा 6 के विद्यार्थियों के लिए विशेष गतिविधि *मुहावरे पहचानो* का आयोजन किया गया। हिंदी भाषा को जीवंत और रोचक बनाने के उद्देश्य से आयोजित इस खेल ने विद्यार्थियों को न केवल आनंद प्रदान किया, बल्कि भाषा ज्ञान को गहराई से समझने का अवसर भी दिया। इस गतिविधि की शुरुआत विद्यार्थियों को दो समूहों में बाँटकर की गई। खेल का नियम यह था



कि प्रत्येक समूह से एक-एक प्रतिभागी बारी-बारी से मंच पर आकर सिर्फ अपने हावभाव और अभिनय के माध्यम से किसी मुहावरे को प्रस्तुत करे। दिलचस्प बात यह रही कि मंच पर खड़ा विद्यार्थी एक शब्द भी नहीं बोल सकता था, उसे केवल इशारों और चेहरे के भावों के

जरिए ही मुहावरा समझाना था और दूसरे समूह के प्रतिभागियों को उन इशारों के आधार पर सही मुहावरा पहचानना था।

जब एक छात्र हाथ-पाँव फूलना को अभिनय द्वारा दर्शा रहा था, तो सभी बच्चे हँसी से लोटपोट हो गए। किसी ने *सिर पर चढ़ना* मुहावरे को इतने मजेदार ढंग से प्रस्तुत किया कि पूरा वातावरण तालियों और ठहाकों से गूँज उठा। इस तरह के अनेक मुहावरों—जैसे *नाक कटना*, *दूध का दूध पानी का पानी*, *आँखों का तारा* आदि—को बच्चों ने पहचाना और उनके वास्तविक अर्थ को भी समझा। विद्यार्थियों ने इस गतिविधि में पूरे उत्साह और लगन से भाग लिया। उन्होंने महसूस किया कि मुहावरे केवल किताबों के कठिन वाक्यांश नहीं हैं, बल्कि वे हमारी भाषा को अभिव्यक्तिपूर्ण, चटपटी और आकर्षक बनाते हैं। इस गतिविधि के माध्यम से बच्चों ने न केवल कई नए मुहावरे सीखे, बल्कि उनका सही अर्थ और प्रयोग भी समझा।

‘मुहावरे विचारना’	
‘अ’	‘ब’
+	+
+	-
+	+
+	-



हिंदी दिवस समारोह: हमारी मातृभाषा का गौरव मनमोहक विज्ञापन, नन्हें हाथों की पहचान:

टैगोर पब्लिक स्कूल में कक्षा चौथी के विद्यार्थियों ने बड़े उत्साह और उमंग के साथ हिंदी दिवस मनाया। इस अवसर पर आयोजित गतिविधि मनमोहक विज्ञापन का मुख्य उद्देश्य विद्यार्थियों को हमारी मातृभाषा हिंदी के महत्व से अवगत कराना तथा रोचक तरीके से भाषा ज्ञान को सुदृढ़ करना था।





शिक्षक ने विद्यार्थियों को गतिविधि के माध्यम से यह समझाया कि किस प्रकार रोचक और रचनात्मक विज्ञापन हमारा ध्यान आकर्षित करते हैं तथा कैसे एक मनोरंजक प्रस्तुति के द्वारा किसी वस्तु की बिक्री को बढ़ाया जा सकता है। गतिविधि की शुरुआत में विद्यार्थियों को विज्ञापन लेखन के निर्देश दिए गए। इसके बाद उन्होंने विभिन्न खाद्य पदार्थों और शिक्षा से संबंधित सामग्रियों पर विज्ञापन तैयार किए।

बच्चों ने न केवल विज्ञापन लिखे, बल्कि उन्हें आकर्षक बनाने के लिए रंगों का प्रयोग किया, चित्र जोड़े और अलग-अलग रचनात्मक शैलियों में प्रस्तुत किया। इससे उनके अंदर कला, भाषा और अभिव्यक्ति का सुंदर समन्वय दिखाई दिया। प्रत्येक विद्यार्थी ने अपने विज्ञापन को बड़े आत्मविश्वास और उत्साह के साथ प्रस्तुत किया, जिससे उनके अंदर कल्पनाशीलता और आत्मविश्वास की भावना और प्रबल हुई।



इस गतिविधि ने विद्यार्थियों को यह अनुभव कराया कि हिंदी भाषा केवल अध्ययन का विषय नहीं, बल्कि अभिव्यक्ति और सृजनशीलता का सशक्त माध्यम भी है।

वाचन-अभ्यास का सृजनात्मक अनुभव

कक्षा 1 के बच्चों के लिए वाचन का एक रोचक और शिक्षाप्रद अभ्यास आयोजित किया गया। बच्चों ने पाठमाला से *त्योहार आए खुशियाँ लाए, मौसी की टोकरी* और *बड़े भैया* का बड़े उत्साह के साथ वाचन किया। हर बच्चे ने पूरे मन से अपना भाग पढ़ा और साफ-सुथरे उच्चारण के साथ प्रस्तुत किया। इस गतिविधि ने बच्चों को मंच पर आत्मविश्वास से बोलने और भावों के साथ पढ़ने का अवसर दिया। इस अभ्यास का मुख्य उद्देश्य बच्चों में पढ़ने के प्रति रुचि जगाना, सही उच्चारण की आदत डालना, भाषा की सुंदरता को समझाना और आत्मविश्वास बढ़ाना था। वाचन के दौरान बच्चों ने कहानियों से जुड़ी अपनी छोटी-छोटी बातें और अनुभव भी साझा किए, जिससे उन्हें यह समझ आया कि कहानियाँ और जीवन आपस में जुड़े हैं। गतिविधि के परिणामस्वरूप बच्चों के उच्चारण, आत्मविश्वास और अभिव्यक्ति-कौशल में सुधार हुआ। बच्चों ने सीखा कि पढ़ना केवल शब्द बोलना नहीं, बल्कि भावों को महसूस करना

और साझा करना है। पूरे कक्षा में उत्साह, सामूहिकता और सीखने का वातावरण रहा। यह गतिविधि बच्चों के लिए सीखने का अवसर और शिक्षकों के लिए गर्व का क्षण बन गई।



संज्ञा अंताक्षरी: सीख और आनंद का संगम

हिंदी दिवस के अवसर पर कक्षा 5 के विद्यार्थियों को रचनात्मकता और भाषा ज्ञान से जोड़ने वाली एक अनोखी गतिविधि कराई गई। इस गतिविधि का मुख्य आकर्षण संज्ञा शब्दों पर आधारित अंताक्षरी प्रतियोगिता रही, जिसने बच्चों को न केवल मनोरंजन का अनुभव कराया बल्कि हिंदी भाषा की गहराई से पहचान कराने का अवसर भी दिया।



प्रतियोगिता की शुरुआत में विद्यार्थियों को दो समूहों में बाँटा गया। गतिविधि का नियम था कि पहला समूह एक संज्ञा शब्द बताएगा और दूसरा समूह उसी शब्द के अंतिम अक्षर से नया संज्ञा शब्द बोलकर उसे आगे बढ़ाएगा। जैसे-जैसे खेल आगे बढ़ा, बच्चों के बीच उत्साह और प्रतिस्पर्धा का माहौल बनता गया। विद्यार्थियों ने न केवल जल्दी-जल्दी नए शब्द सोचे, बल्कि सही संज्ञा चुनने के लिए अपनी पूरी एकाग्रता और स्मरणशक्ति का भी परिचय दिया।

गतिविधि की रोचकता को और बढ़ाने के लिए विद्यार्थियों से यह भी पूछा गया कि बताए गए शब्द किस भेद की संज्ञा हैं—व्यक्तिवाचक, जातिवाचक, द्रव्यवाचक या भाववाचक। इस

अभ्यास से बच्चों ने न केवल नए शब्द सीखे, बल्कि संज्ञा के भेदों की गहरी समझ भी विकसित की। इस प्रकार यह गतिविधि शब्द-भंडार में वृद्धि करने और सोचने की गति को तीव्र करने में सहायक सिद्ध हुई।

हिन्दी गतिविधि- क रंगोली गतिविधि

बच्चों ने बड़े उत्साह से **क रंगोली गतिविधि** में भाग लिया। फर्श पर अक्षर 'क' बनाया गया, जिसे बच्चों ने अपनी उँगलियों को रंग-बिरंगे पेंट में डुबोकर सजाया। अक्षर को रंगों से भरते हुए उन्होंने न केवल अक्षर की पहचान को मज़बूत किया बल्कि रंगों और आकृतियों के साथ रचनात्मकता भी दिखाई। यह गतिविधि बच्चों की सूक्ष्म मोटर कौशल और एकाग्रता बढ़ाने में सहायक रही। साथ ही, खेल-खेल में सीखने का यह तरीका बच्चों के लिए आनंददायक और यादगार अनुभव बना।



गतिविधि - 'ज का बाज़ार'



इस रोचक गतिविधि में कक्षा में एक छोटा सा नकली बाज़ार सजाया गया। इसमें केवल 'ज' अक्षर से शुरू होने वाली वस्तुएँ जैसे - जग, जलेबी, जूस, जूता आदि रखी गईं। बच्चों ने बारी-बारी से दुकानदार और ग्राहक की भूमिका निभाई। ग्राहक ने केवल 'ज' से शुरू होने वाली वस्तुएँ ही खरीदी और दुकानदार ने उन्हें बेचा। इस गतिविधि के माध्यम से बच्चों ने खेल-खेल में 'ज' अक्षर की पहचान, उच्चारण और शब्दावली सीखी। साथ ही उनमें आत्मविश्वास, संवाद कौशल

और सामाजिक व्यवहार का भी विकास हुआ।

हिंदी गतिविधि-अक्षर हॉप -‘इ या ई कू दो’

बच्चों ने ‘अक्षर हॉप - इ या ई कू दो’ गतिविधि में उत्साहपूर्वक भाग लिया। फ़र्श पर अक्षर ‘इ’ और ‘ई’ बनाए गए थे। शिक्षक द्वारा बताए गए अक्षर को सुनकर बच्चों ने ध्यान से सही अक्षर पहचाना और उस पर कूदते हुए जोर से अक्षर बोला। इस खेल के माध्यम से बच्चों ने अक्षरों की पहचान को मज़बूत किया और खेल-खेल में सीखने का आनंद लिया। बच्चों ने पूरे जोश और उमंग के साथ भाग लिया और अक्षर बोलते समय आत्मविश्वास भी दिखाया। यह गतिविधि उनकी श्रवण कौशल और त्वरित उत्तर को बेहतर बनाने में सहायक रही। उछल-कूद करने से उनकी शारीरिक गतिविधि और संतुलन क्षमता भी विकसित हुई। बच्चों ने मिलजुलकर सीखने का आनंद उठाया और कक्षा का वातावरण उल्लासपूर्ण बना रहा। यह अनुभव उनके लिए सीख और खेल का सुंदर संगम साबित हुआ।



शब्दों की पहचान - खेल-खेल में!

यू.के.जी कक्षा के बच्चों के लिए शब्दों की पहचान गतिविधि का आयोजन किया गया। बच्चों को शब्दों और चित्रों की पहचान सिखाना और उनकी भाषा समझ को मज़बूती देना इस गतिविधि का लक्ष्य था। इस गतिविधि के अनुसार बच्चों को कुछ चित्र कार्ड और शब्द कार्ड दिया गया। बच्चे चित्र कार्ड्स में से सही चित्र पहचानकर उसे उस शब्द कार्ड से मिलाएँ। बच्चे शब्द को ज़ोर से पढ़ें और दोहराएँ – इससे उच्चारण और शब्द की पहचान मज़बूत हुई। इस गतिविधि में सभी बच्चों ने उत्साहपूर्वक भाग लिया। इस गतिविधि का उद्देश्य भाषा और शब्दावली में सुधार, दृश्य



और पाठ्य पहचान कौशल में वृद्धि, तथा ध्यान केंद्रित करने की क्षमता में सुधार कराना था। यह गतिविधि बच्चों के लिए एक सीखने का अनुभव रहा और इससे उन्हें अपनी प्रतिभा दिखाने के साथ-साथ अन्य गतिविधियों में भी सक्रिय रूप से भाग लेने के लिए प्रेरित हुए।



पठन-कौशल गतिविधि

कक्षा 1 के नन्हे श्रोताओं के लिए विद्यालय में एक रोमांचक पठन-कौशल गतिविधि आयोजित की गई। इस गतिविधि में बच्चों को एक सुंदर हिंदी कविता और एक मनमोहक कहानी सुनने को दी गई, जिसे शिक्षक ने स्वर-ऊँचाई तथा भावपूर्ण अभिव्यक्ति के साथ पढ़ा।

कहानी और कविता के हर हिस्से पर बच्चों की उत्सुक आँखें और ध्यानमग्न चेहरे यह दर्शा रहे थे कि वे हर शब्द को बड़े ध्यान से सुन रहे हैं।



पठन समाप्त होते ही, उनसे कविता और कहानी से जुड़े रोचक प्रश्न पूछे गए। बच्चों ने बड़े आत्मविश्वास से उत्तर दिए। इस प्रक्रिया से उनकी समझने की क्षमता, ध्यान देने की शक्ति, और तेजी से प्रतिक्रिया देने की कला निखरी। यह गतिविधि न केवल उनके पठन-शक्ति को सुदृढ़ करने में सहायक रही, बल्कि सोचने, समझने और सही उत्तर देने की आदत को भी मजबूती प्रदान की। सचमुच, यह अनुभव बच्चों के भाषा और अभिव्यक्ति विकास की दिशा में एक सुनहरा कदम साबित हुआ।

हिंदी में बोलो!

यू.के. जी कक्षा के बच्चों के लिए 'हिंदी में बोलो' गतिविधि का आयोजन शिक्षण को रोचक और प्रभावी बनाने के उद्देश्य से किया गया। इस गतिविधि का मुख्य उद्देश्य छात्रों को हिंदी और अंग्रेजी दोनों भाषाओं में वस्तुओं के नाम बोलने का अभ्यास कराना था, ताकि उनके भाषा कौशल का विकास हो सके। गतिविधि के दौरान बच्चों को एक गोल घेरे में खड़ा किया गया। शिक्षक की ताली की आवाज के साथ वे एक गेंद को एक-दूसरे को पास करते रहे। ताली रुकने पर जिस छात्र के पास गेंद होती, उसे एक फ्लैश कार्ड दिखाया जाता। छात्र उस वस्तु का नाम हिंदी और अंग्रेजी दोनों भाषाओं में बोलते। यह गतिविधि न केवल बच्चों की सुनने, बोलने और प्रतिक्रिया देने की क्षमता को बढ़ाने में सहायक रही, बल्कि इससे उनकी एकाग्रता, शब्दावली ज्ञान (हिंदी और अंग्रेजी दोनों) और सामाजिक कौशल में भी वृद्धि हुई। खेल के माध्यम से बच्चों ने भाषा सीखने का आनंददायक अनुभव प्राप्त किया।



चित्र वर्णन गतिविधि

कक्षा 3 के विद्यार्थियों दिनांक 19/09/2025 के साथ एक रोचक गतिविधि आयोजित की गई। इस गतिविधि में पूरी कक्षा को दो टीमों में बाँटा गया। प्रत्येक टीम को अलग-अलग चित्र दिखाए गए। बच्चों से कहा गया कि वे चित्र को ध्यानपूर्वक देखें और फिर उसका वर्णन अपने शब्दों में करें। बच्चों ने बड़े उत्साह और ध्यान से चित्रों का अवलोकन किया और उनमें दिखाई देने वाले वस्तुओं, व्यक्तियों एवं घटनाओं का विस्तार से वर्णन किया। इस प्रक्रिया से

विद्यार्थियों के पठन एवं लेखन कौशल के साथ-साथ उनकी सोचने और अभिव्यक्ति करने की क्षमता का विकास हुआ।

इस गतिविधि के माध्यम से बच्चों में सहयोग भावना, टीम वर्क, बोलने का आत्मविश्वास तथा रचनात्मक सोच को भी प्रोत्साहन मिला। सभी बच्चों ने सक्रिय रूप से भाग लिया और अपनी कल्पना तथा शब्दावली का सुंदर उपयोग किया।



श्रवण कौशल गतिविधि

कक्षा 1 के नन्हे श्रोताओं के लिए विद्यालय में एक रोमांचक **श्रवण कौशल** गतिविधि आयोजित की गई। बच्चों को बड़ी दिलचस्पी के साथ एक मनमोहक कहानी सुनाई गई। कहानी के हर मोड़ पर उनकी उत्सुक आँखें और ध्यानमग्न चेहरों ने यह साबित कर दिया कि वे पूरी तन्मयता से हर शब्द को सुन रहे थे। कहानी समाप्त होते ही उनसे उससे जुड़े रोचक प्रश्न पूछे गए। बच्चों ने बड़े उत्साह और आत्मविश्वास से उत्तर दिए, जिससे उनकी **ध्यानपूर्वक सुनने की क्षमता, समझदारी और तत्काल प्रतिक्रिया** की खूबसूरत झलक सामने आई।

यह गतिविधि न केवल उनकी श्रवण शक्ति को निखारने में सहायक रही, बल्कि सोचने, समझने और सही उत्तर देने की आदत को भी मजबूती प्रदान कर गई। सचमुच, यह अनुभव बच्चों के भाषा विकास की दिशा में एक सुनहरा कदम साबित हुआ।



कक्षा 3 के विद्यार्थियों को **15.09.2025** श्रवण कौशल की गतिविधि आयोजित की गई। इस गतिविधि के अंतर्गत बच्चों को एक रोचक कहानी सुनाई गई। सभी विद्यार्थियों ने बहुत ध्यानपूर्वक कहानी को सुना और उसके बाद उनसे कहानी से संबंधित प्रश्न पूछे गए। बच्चों ने बड़े उत्साह के साथ प्रश्नों के उत्तर दिए और अपनी समझ को प्रकट किया। इस अभ्यास से उनकी एकाग्रता, सुनने की क्षमता तथा समझने की शक्ति का विकास हुआ। साथ ही विद्यार्थियों ने यह भी अनुभव किया कि कहानी को ध्यान से सुनने से न केवल सही उत्तर दिए जा सकते हैं बल्कि उससे नए शब्द, नए विचार और अच्छी सीख भी प्राप्त होती है। इस प्रकार यह गतिविधि बच्चों के सर्वांगीण विकास में सहायक सिद्ध हुई।



श्रवण कौशल गतिविधि

कक्षा 3 के विद्यार्थियों को 15.09.2025 श्रवण कौशल की गतिविधि आयोजित की गई। इस गतिविधि के अंतर्गत बच्चों को एक रोचक कहानी सुनाई गई। सभी विद्यार्थियों ने बहुत ध्यानपूर्वक कहानी को सुना और उसके बाद उनसे कहानी से संबंधित प्रश्न पूछे गए। बच्चों ने बड़े उत्साह के साथ प्रश्नों के उत्तर दिए और अपनी समझ को प्रकट किया। इस अभ्यास से उनकी एकाग्रता, सुनने की क्षमता तथा समझने की शक्ति का विकास हुआ। साथ ही विद्यार्थियों ने यह भी अनुभव किया कि कहानी को ध्यान से सुनने से न केवल सही उत्तर दिए जा सकते हैं बल्कि उससे नए शब्द, नए विचार और अच्छी सीख भी प्राप्त होती है। इस प्रकार यह गतिविधि बच्चों के सर्वांगीण विकास में सहायक सिद्ध हुई।



गतिविधि - आओ शब्द बनाएँ

कक्षा पहली के विद्यार्थियों के लिए 15.09.2025 को पठन कौशल के अंतर्गत आओ शब्द बनाएँ नामक एक रोचक गतिविधि आयोजित की गई। इस गतिविधि में बच्चों ने फ्लैश कार्ड्स की मदद से नए-नए शब्द बनाने का अभ्यास किया। प्रत्येक बच्चे को अलग-अलग अक्षरों वाले फ्लैश कार्ड दिए गए, जैसे का, ला, मा, ना, के, ले आदि। बच्चों ने दो



मा तीन कार्ड्स को मिलाकर नए शब्द बनाए, जैसे का + ला =

काला, ना + म = नाम, मा + ला = माला, के + ला = केला , सै + निक
=सैनिक इत्यादि।

विद्यार्थियों ने पूरे उत्साह और खुशी के साथ कार्ड्स को मिलाकर सही शब्द पहचाने और जोर से पढ़े। यह खेल न केवल बच्चों के लिए मनोरंजक रहा, बल्कि उनके भाषा ज्ञान, शब्द निर्माण कौशल और पठन क्षमता को भी विकसित करने में सहायक साबित हुआ।




इस गतिविधि के माध्यम से बच्चों ने अक्षरों को पहचानना, शब्द बनाना और स्पष्ट उच्चारण के साथ पढ़ना सीखा। यह अभ्यास उनके आत्मविश्वास को बढ़ाने और हिंदी भाषा के प्रति रुचि जगाने का एक सुंदर अवसर बना।



Enrichment Activity:

WordPad Fun with Hobbies

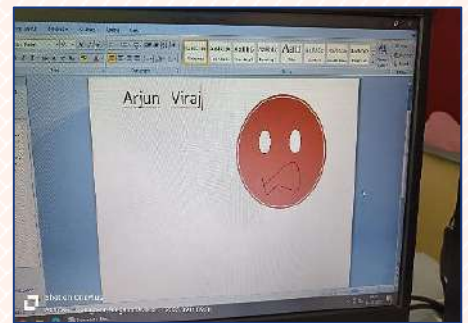
As part of their enrichment activity, Grade 2 students explored WordPad in an engaging way. They typed five sentences about their favourite hobby, allowing them to express their interests while practicing typing skills. Students also experimented with changing the **font style** and **font size**, and learned how to **highlight a heading** to make their work stand out. This hands-on activity helped them strengthen their computer skills while adding a creative touch to their writing.





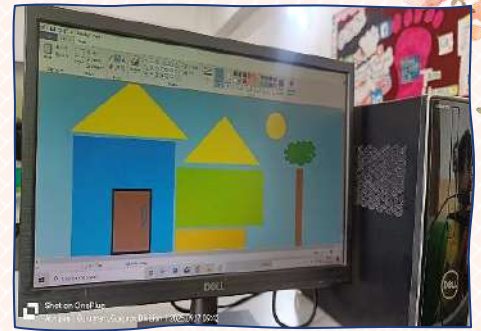
Enrichment Activity: Smiles with MS Word

As part of their enrichment activity, Grade 1 students were introduced to the exciting features of MS Word. They began by typing their **names**, practicing the use of the keyboard and learning how letters appear on the screen. Next, they explored the **Shapes tool**, where they inserted a bright and cheerful **smiley shape** to decorate their work. This fun-filled activity not only gave them hands-on practice with typing but also introduced them to the creative side of using shapes in Word. The children were delighted to see their names alongside colourful smileys, which made the learning experience enjoyable. Activities like this help build early confidence in using computers while blending creativity with basic digital skills.



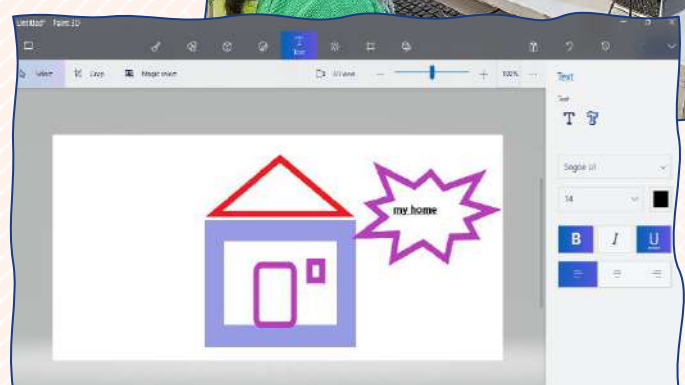
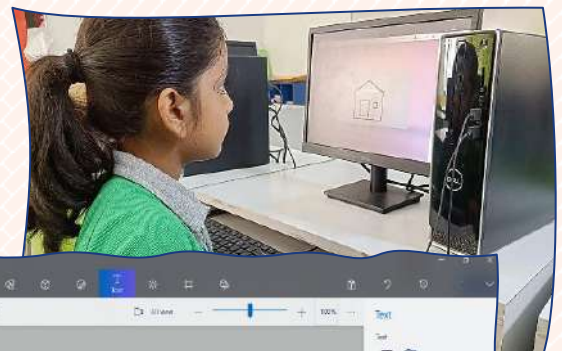
Drawing in MS Paint

The students of Grade 1 explored their creativity using **MS Paint**. They drew a small house with a tree beside it and carefully shaped each part of the picture. After completing the outline, they used the **Fill Tool** to add bright and beautiful colours, which made their drawings look lively and attractive. The children were excited to see how their simple sketch turned into a colourful artwork on the computer screen. This activity not only improved their drawing and colouring skills but also helped them learn how to use digital tools with interest and joy.



Drawing a House in Paint 3D

The students of Grade 3 used Paint 3D to explore their creativity by drawing a simple house. They added bright and beautiful colours to make their drawing lively and



attractive. After completing their work, they learned how to save the file with their own name, making it easy to identify their creations. This activity helped them to practise drawing, colouring, and saving files while enjoying the use of digital tools.

GK Enrichment Activity

The students of Grade 1 participated in a fun and educational activity focused on identifying and naming different elements from nature and the animal world. The objective of the activity was to help children recognize and name **two flowers, two fruits, two vegetables, two birds, two domestic animals, and two water animals**. Students were encouraged to write the names neatly and draw colorful pictures of each item. They actively participated and showed great enthusiasm in expressing their creativity through drawings and coloring. This activity helped reinforce vocabulary, improved fine motor skills, and enhanced their understanding of the natural world. It was wonderful to see students working independently and helping each other. The classroom was filled with excitement, learning, and colorful artwork. Overall, the activity was a great success and met its learning objectives effectively.

Quiz on Sports Personalities and Monuments of India



A General Knowledge Enrichment Activity was conducted for Grade 2 students on 12th September 2025. The activity was organized as a house-

wise quiz covering two engaging themes - famous sports personalities and monuments of India. Students were shown pictures of renowned sports figures and iconic Indian monuments. They

were encouraged to observe the images carefully, recognize them, and share their correct names.

The purpose of the activity was to enhance students' general awareness, strengthen visual recognition skills, and build knowledge about important personalities and monuments of our country. It also aimed to develop observation, recall, and memory skills in a lively and competitive way.

Students participated enthusiastically, represented their houses with confidence, and thoroughly enjoyed the quiz-based learning experience.



Natural Habitat

Students of Grade 2 enthusiastically participated in the enrichment activity. Each child chose an animal of their choice and beautifully drew its natural habitat, highlighting the essential things it needs to survive such as water, food, shelter, and plants. They also labeled their drawings with simple words, which helped them connect visuals with vocabulary. Along with their artwork, students confidently spoke 2-3 sentences about their chosen animal, sharing interesting facts about how it lives in its natural environment. The activity not only enhanced their knowledge of animals and their surroundings but also encouraged creativity, self-expression, and



speaking skills. Overall, it was a joyful and meaningful learning experience where students gained a better understanding of the importance of natural habitats in the life of animals.

Reasoning Enrichment Activity

A Reasoning Enrichment Activity titled '*Rank It Right*' was conducted for Grade 2 students. In this activity, the teacher provided students with sets of items and pictures such as fruits, animals, toys, and vehicles. Working in pairs and groups, the children arranged these items in a proper order based on criteria like size, height, length, or speed—for example, from smallest to biggest or from fastest to slowest. The purpose of this activity was to enhance students' logical thinking, observation skills, and decision-making



abilities while encouraging teamwork. The children participated enthusiastically and thoroughly enjoyed arranging and comparing different objects in creative ways.

Mirror on the Wall

This week in Reasoning, students explored the concept of reflections through an exciting activity called *Mirror on the Wall*.

Students were divided into small groups of five and given a mirror to observe how shapes and letters appear when reflected. Each group came forward one by one, held up the given shapes and letters in front of the mirror, and carefully studied their mirror images. After observing, students drew the exact mirror images neatly in their notebooks.

To make the activity engaging, a 'mirror station' was set up in the classroom where children could explore reflections hands-on. The activity encouraged students to think critically, observe closely, and apply reasoning to identify the differences between original figures and their reflections.



Stimulating Reasoning

On 18th September 2025, a stimulating Reasoning Activity was organized for Grade 3 students. The activity involved solving word, picture, and number analogies where children had to carefully identify patterns and match the correct pairs.

To make it more engaging, students took on the role of "pattern detectives" and raced against time to crack the puzzles. This encouraged them to think quickly, analyse logically, and sharpen their reasoning skills.

The activity was both challenging and exciting, as students worked eagerly to solve the analogies.

